



Rule-Based Systems: Logic Programming

Our first rule-based system

father(peter,mary)

father(peter,john)

mother(mary,mark)

mother(jane,mary)

father(X,Y) AND father(Y,Z) \rightarrow grandfather(X,Z)

father(X,Y) AND mother(Y,Z) \rightarrow grandfather(X,Z)

mother(X,Y) AND father(Y,Z) \rightarrow grandmother(X,Z)

mother(X,Y) AND mother(Y,Z) \rightarrow grandmother(X,Z)

father(X,Y) AND father(X,Z) \rightarrow sibling(Y,Z)

mother(X,Y) AND mother(X,Z) AND $Y \neq Z \rightarrow$ sibling(Y,Z)

The rules can be used to

- Derive all grandparent and sibling relationships (forward chaining)
- Answer questions about relationships (backward chaining)

Logic Programming

- Logic programming is the use of
 - ◆ logic as a declarative representation language
 - ◆ Backward chaining as inference rule
- Logic Programming is the basis of the programming language PROLOG

Logic Programs – A Sequence of Horn Clauses

- The sentences of a logic program are Horn clauses
 - Facts: H
 - Rules: $H \leftarrow B_1 \wedge B_2 \wedge \dots \wedge B_n$
- A Horn clause without any head H is called a query
 - ◆ Query: $\leftarrow B_1 \wedge B_2 \wedge \dots \wedge B_n$
- Queries are not part of a logic program, they start the inference

Predicates and Literals

- Predicates are the building blocks of clauses
- Predicates have a name and arguments (parameters). Arity is the number of arguments.
- Predicates combine values which “make sense” together (are true)
- Examples:
 - ◆ `person(peter)`
 - ◆ `married(peter, cindy)`
 - ◆ `appointment(knut, “AB1”, “Lecture KE”)`
 - ◆ `not female(knut)`
- Literals are predicates and negated predicates

Exercises (1/2)

■ Write as a logic program

- ◆ john is a person
- ◆ peter and mary are persons
- ◆ fhnw is a university
- ◆ john is matriculated at fhnw
- ◆ A student is a person who is matriculated at an university.
- ◆ Is john a student?
- ◆ Is peter a student?

Exercises (2/2)

- Write as a logic program
 - ◆ knut is a person
 - ◆ «KEBI» is a class
 - ◆ classes are taught by teachers
 - ◆ john attends to class «KEBI»
 - ◆ students are attending to classes
 - ◆ Is john a student?
 - ◆ knut teaches «KEBI»
 - ◆ Is knut a teacher?

PROLOG

- PROLOG (= PROgramming in LOGic) is a programming language based on Horn clauses
 - ◆ Clauses are either facts or rules
 - ◆ Prolog uses „:-“ instead of „←“
 - ◆ Literals in the body of a rule are separated by comma „ , “ (the comma is equivalent to the logical AND or „^“)
 - ◆ Each clause ends with a period „. “
- The following knowledge base consists of four facts and a rule

```
is_a_dog(pluto) .  
is_a_dog(snoopy) .  
is_a_sailor(popeye) .  
eats(popeye, spinach) .  
  
is_strong(popeye) :- eats(popeye, spinach) .  
is_strong_sailor(popeye) :- is_a_sailor(popeye) ,  
                             eats(popeye, spinach) .
```


Predicates

- All clauses whose rule headers have the same predicate symbol **and** the same arity together **define** a predicate.

- Predicates can have arbitrary arity:

```
it_rains.           it_rains/0 has arity 0.  
eats (popeye, spinach) . eats/2 has arity 2.  
eats_spinach (popeye) . eats_spinach/1 has arity 1.
```

- 0-ary facts/predicates are also called atomic facts/predicates.
- The facts **friends (popeye,pluto,garfield)** and **friends (pluto,mickey)** define two different predicates, namely **friends/3** (arity 3) and **friends/2** (arity 2).
- The order of the arguments is significant: **father (john,paul)** is not the same as **father (paul, john)**. We determine which argument position should stand for what, but then we have to keep it:

Terms

- The basic data structure in Prolog are **terms**. They are arguments of predicates.
- Terms are either **simple** or **compound**.
- Simple terms in Prolog are **constants** and **variables**
- The constants are **symbols** and **numbers**.
- Compound terms are either **complex terms** or **lists**.

Simple Terms: Atoms, Numbers, Variables

Atoms are strings that begin with lowercase letters and consist only of letters, numbers, and the underscore, or strings that are enclosed in quotation marks:

`popeye, dog13XYZ, my_dog, "Lea?! @", 'Homer Simpson'`

Numbers are integers or floats:

`123, 89.5, 0, -323`

Variables are strings that begin with a capital letter or an underscore and consist only of letters, numbers, and the underscore:

`X, Variable, _x, _123, Hund_123, _`

Hints:

- ◆ Terms should always be 'speaking'.
- ◆ The `_` variable, which consists only of the underscore, is the anonymous variable.

Variables

```
mouse (X) .  
eats (popeye, spinach) .  
has_trained (arnold) .  
  
is_strong (popeye) :- eats (popeye, spinach) .  
is_strong (X) :- has_trained (X) .
```

- Variables can be used in facts, rules and queries.
- Same variables stand for the same values
- The clause `mouse (x) .` is a universal fact (fact with an open variable).

Complex Terms

- Compound terms consist of a **functor** and any number of **arguments**.
 - ◆ The functor is always an atom.
 - ◆ The arguments are simple or complex terms.
- Examples of complex terms:
 - `eats (popeye , spinach)`
 - `friends (x , father (father (popeye)))`
- **Note:** In the second example, `father/1` is a function symbol and not a predicate symbol
- Like predicates, complex terms also have an arity (number of arguments)

A Logic Programme in PROLOG Syntax

```
father (peter , mary) .  
father (peter , john) .  
  
mother (mary , mark) .  
mother (jane , mary) .
```

```
grandfather (X , Z) :- father (X , Y) , father (Y , Z) .  
grandfather (X , Z) :- father (X , Y) , mother (Y , Z) .  
  
grandmother (X , Z) :- mother (X , Y) , father (Y , Z) .  
grandmother (X , Z) :- mother (X , Y) , mother (Y , Z) .  
  
sibling (Y , Z) :- father (X , Y) , father (X , Z) .  
sibling (Y , Z) :- mother (X , Y) , mother (X , Z) .
```

- All Clauses with the same predicate in the head are called the definition of the predicate



Inference Procedure

Reasoning in Prolog

- Prolog's principle of automatic reasoning is based on
 - ◆ the principle of **unification** and
 - ◆ **backward chaining** with backtracking.
- To prove a target clause, Prolog tries to **unify** the clause with the facts and rule heads given in the knowledge base.
- If the query contains variables, a valid variable assignment (substitution) must be found.

Inference Procedure for Logic Programming

Let *resolvent* be the query $?- Q_1, \dots, Q_m$

While *resolvent* is not empty do

1. **Choose** a query literal Q_i from *resolvent*.
 2. **Choose** a renamed¹ clause $H :- B_1, \dots, B_n$ from P such that Q_i and H unify with an most general **unifier** σ , i.e. $Q_i\sigma = H\sigma$ (Head Unification)
 3. **If** no such Q_i and clause exist, then **backtrack**
 4. Remove Q_i from the *resolvent*
 5. **Add** B_1, \dots, B_n to the *resolvent*
 6. Add σ to σ_{all}
 7. Apply substitution σ to the *resolvent* and go to 1.
- If *resolvent* is empty, **return** σ_{all} , else **return failure**.

¹ Renaming means that the variables in the clause get new unique identifiers

Queries about Facts

```
is_a_dog(pluto) .  
is_a_dog(snoopy) .  
is_a_sailor(popeye) .  
eats(popeye, spinach) .
```

- Inference in Prolog starts with a query. The system concludes whether the statement is true.
- Requests are made to the interpreter in the console and evaluated.
- A query about facts just checks whether the literal is in the knowledge base:

```
?- is_a_dog(pluto) .  
.  
  
?- eats(popeye, spinach) .
```

Queries with Variables

```
is_a_sailor (pop-eye) .  
eats (pop-eye, spinach) .  
likes (pluto, mickey) .  
likes (mickey, pluto) .  
likes (minnie, mickey) .  
likes (mickey, minnie) .
```

- If a query contains variables, the interpreter tries to instantiate the variable (i.e. assigning a value) in such a way that the statement becomes true
- The assignment of the variables is displayed as a response
- By entering the semicolon (or clicking "Next") the interpreter looks for more answers

```
?- eats (pop-eye, X) .
```

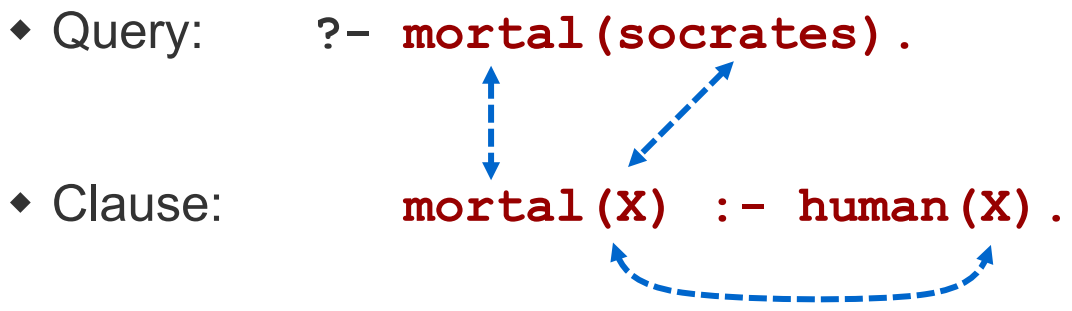
```
?- likes (X, Y) .
```



Unification

Head Unification

- A predicate from a query must be unifiable with the head of a clause.



- Head Unification
 - ◆ predicate symbols are equal
 - ◆ Substitution: **X=socrates**
- New query: `?- human(socrates) .`

Source: Wiebke Petersen, Grundkurs Prolog, HHU Düsseldorf, https://user.phil.hhu.de/~petersen/WiSe2324_Prolog/WiSe2324_Prolog.html

Unification

- Two expressions Q and H unify if there exists a substitution σ for any variables in the expressions so that the expressions are made identical ($Q\sigma = H\sigma$)

Unification Rules

- A constant unifies only with itself
- Two structures unify if and only if
 - ◆ they have the same (function or) predicate symbol and the same number of arguments, and
 - ◆ the corresponding arguments unify recursively
- An unbound variable unifies with anything

Substitution

- A *substitution* is a finite set of the form $\sigma = \{v_1 / t_1, \dots, v_n / t_n\}$
 - ◆ v_i 's: distinct variables.
 - ◆ t_i 's: terms with $t_i \neq v_i$.
- Applying a substitution σ to an expression E means to replace each occurrence of a variables v_i with the value t_i

■ Example: $E = p(X, Y, f(a))$
 $\sigma = \{X / b, Y / Z\}$
 $E\sigma = p(b, Z, f(a))$

$E = \text{father}(\text{peter}, X)$
 $\sigma = \{X / \text{mary}\}$
 $E\sigma = \text{father}(\text{peter}, \text{mary})$

Unification

- In unification, two terms are compared with each other or checked whether they can be equated (unified) by a suitable variable assignment.
- Unification is a part of reasoning. However, there is also the built-in predicate $=$, which equates two terms.

Unification Rule

Two terms are unifiable if and only if

- they are equal, or
- there is a substitution that assigns values to the variables in such a way that the two terms become equal

Unification of Terms

- If one of the terms is a variable, then the variable can be substituted with the other term

```
?- eat spinach(popeye) = X.
```

- If a variable occurs more than once in a term, the variable assignment must be compatible everywhere

```
?- X=Y, X=popeye.
```

```
?- X=popeye, X=pluto.
```

Unification of Complex Terms

- Complex terms match exactly when:
 - 1) the terms have the same functor and the same arity, **and**
 - 2) match all corresponding arguments match, **and**
 - 3) the variable assignments are compatible with each other.

```
?- food(bread,X) = food(Y,sausage) .
```

```
?- meal(food(bread), drink(beer)) = meal(X,drink(Y)) .
```

```
?- food(bread,X,beer) = food(Y,sausage,X)
```



Backward Chaining

Rules and Inferences

- If the rule body is true (i.e. can be derived from the knowledge base), then the rule head is also true.
- This principle of deduction is called Modus Ponens:

$\frac{a \rightarrow b}{a}$	$\frac{b :- a.}{a.}$	$\frac{\text{is_strong}(\text{popeye}) :- \text{eats}(\text{popeye}, \text{spinach}) .}{\text{eats}(\text{popeye}, \text{spinach}) .}$
b	$b.$	$\text{is_strong}(\text{popeye}) .$

- From the rule `is_strong(popeye) :- eats(popeye, spinach) .` and the fact `eats(popeye, spinach) .` the Prolog interpreter infers that `is_strong(popeye) .` applies.

Rules and Queries

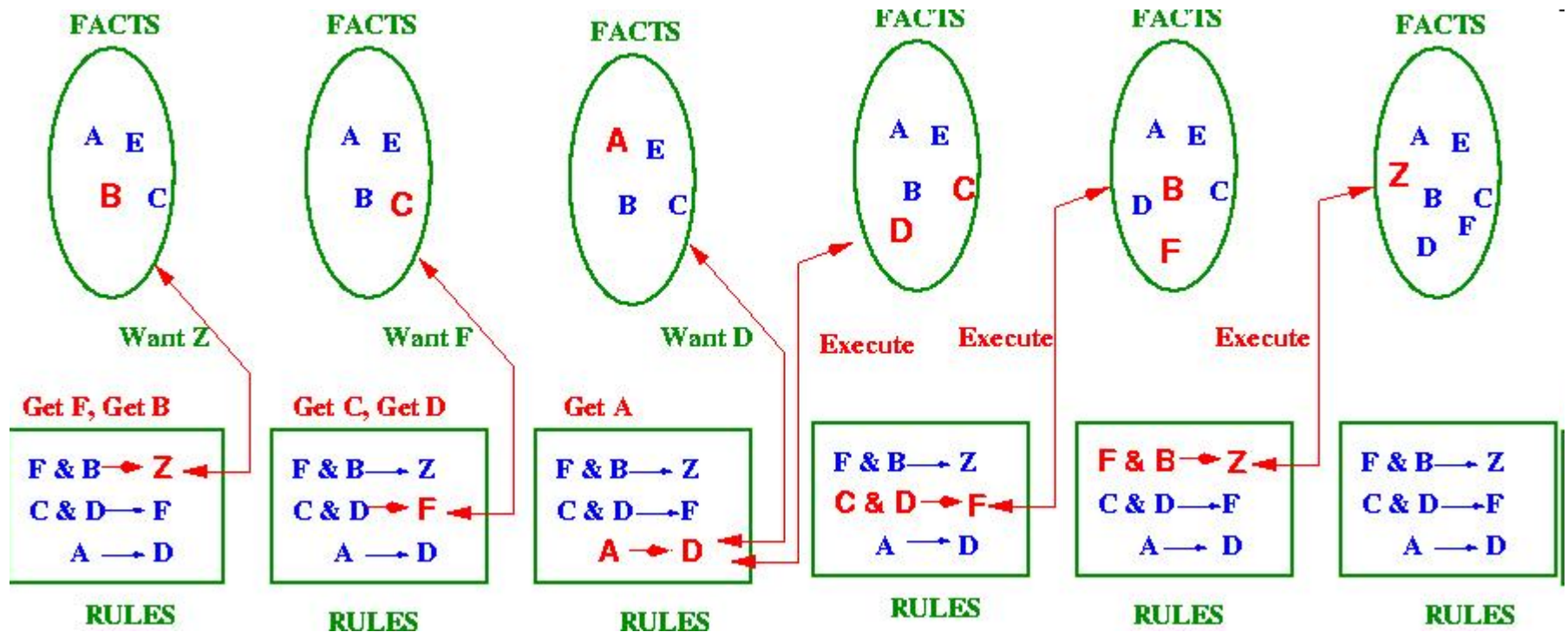
```
is_a_sailor(popeye) .  
eats(popeye, spinach) .  
  
is_strong(popeye) :- eats(popeye, spinach) .  
  
has_muscles(popeye) :- has_trained(popeye) .  
has_muscles(popeye) :- is_strong(popeye) .
```

- To answer queries, the rules are applied backwards.
 - ◆ If the query matches a fact, the query is true
 - ◆ If the query matches the header of a rule, the body becomes the new query

```
is_strong(popeye) :- eats(popeye, spinach) .  
?- is_strong(popeye, spinach) .
```

```
eats(popeye, spinach) .  
?- eats(popeye, spinach) .
```

Illustrating Backward Chaining



Source: Kerber (2004), <http://www.cs.bham.ac.uk/~mmk/Teaching/AI/I2.html>

Two Choices in the Inference Procedure

There are two choices in the inference procedure where a decision needs to be made

■ **Step 1: Selecting the Literal Q_i** from the Resolvents

- ◆ Solution in Logical Programming: **left-most goal**

■ **Step 2: Choosing a clause**

- ◆ Solution in logical programming: **top-most clause**

- The clauses are selected in the order in which they appear.
- **Backtracking**: If a selected clause does not succeed and there are alternative clauses, the next one is selected.

Two Choices in the Inference Procedure

There are two choices in Inference Procedure of Prolog:

- Step 1: Choice of a query literal Q_i from the resolvent
 - ◆ The inference procedure could select any literal without affecting the computation: If there exists a successful computation by choosing one literal, then there is a successful computation by choosing any other literal.
 - ◆ Prolog's solution: **leftmost goal; (normally not backtracked)**
- Step 2: Choice of a clause:
 - ◆ This selection is non-deterministic. Depending on the selection
 - ◆ Affects computation: Choosing one clause might lead to success, while choosing some other might lead to failure.
 - ◆ Prolog's solution: **topmost clause**
 - ◆ This means that the order of the clauses matters: clauses are selected in the order of appearance.
 - ◆ **Backtracking:** If a selected clause does not lead to success and there are alternative clauses then the next one is selected.

Within a Rule: From left to right

- Rule bodies are proven from left to right.
- Only when a proof of the literal i in a rule is found, the literal $i+1$ can be proven

- Example Query:

```
?- female(X), sibling(X,Y).
```

- Example Rule

```
sister(X,Y) :- female(X), sibling(X,Y).
```

- First `female(X)`, is proven and then `sibling(X,Y)`

Choosing a Clause: Top-Down

- Head Unification is performed top down.
- The interpreter searches the database from top to bottom to find suitable clauses for proof

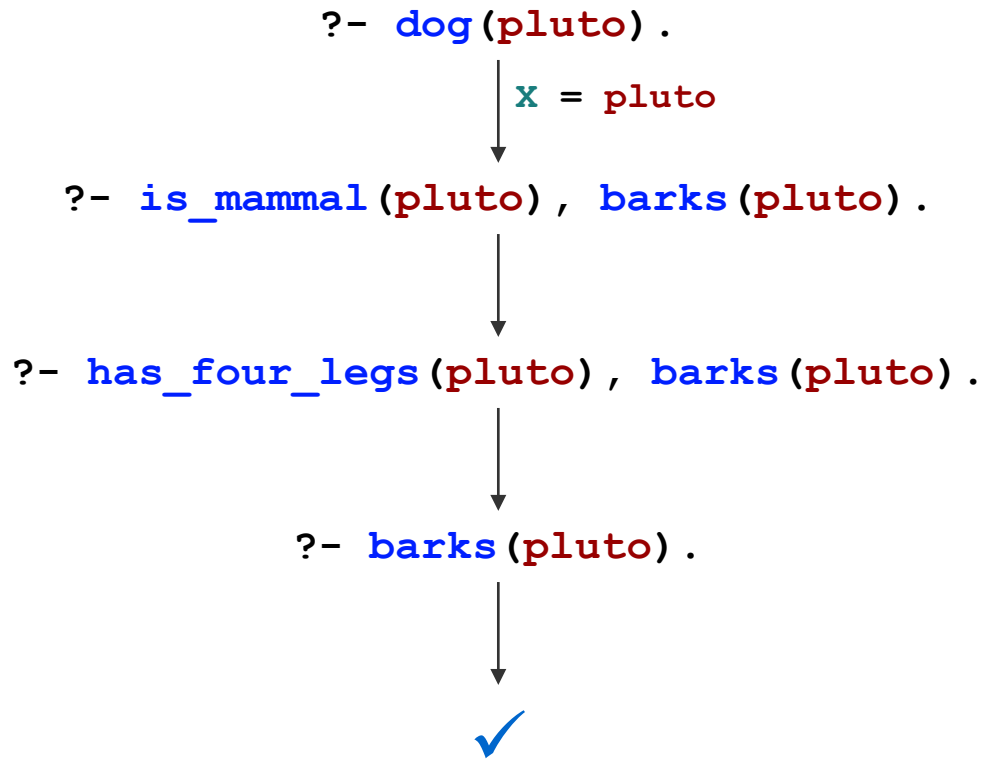
```
eat_spinach(popeye) .  
has_trained(garfield) .  
is_strong(X) :- has_trained(X) .  
is_strong(X) :- eat_spinach(X) .
```

- What is the first answer the the query:

```
?- is_strong(X) .
```

Search Tree for Depth-First Search

```
is_honest(pluto) .  
has_four_legs(pluto) .  
barks(pluto) .  
  
dog(X) :-  
    is_mammal(X) ,  
    barks(X) .  
  
is_mammal(X) :-  
    has_four_legs(X) .  
  
?- dog(pluto) .
```



Source: Wiebke Petersen, Grundkurs Prolog, HHU Düsseldorf, https://user.phil.hhu.de/~petersen/WiSe2324_Prolog/WiSe2324_Prolog.html

Search Tree for Depth-First Search

```
is_honest(pluto) .
has_four_legs(pluto) .
barks(pluto) .

dog(X) :-
    is_mammal(X) ,
    barks(X) .

is_mammal(X) :-
    has_four_legs(X) .

?- dog(pluto) .
```

```
[trace] 8 ?- trace, dog(pluto) .
Call: (7) dog(pluto) ?
Call: (8) is_mammal(pluto) ?
Call: (9) has_four_legs(pluto) ?
Exit: (9) has_four_legs(pluto) ?
Exit: (8) is_mammal(pluto) ?
Call: (8) barks(pluto) ?
Exit: (8) barks(pluto) ?
Exit: (7) dog(pluto) ?
true.
```

A Logic Program and Queries

```
father (peter , mary) .  
father (peter , john) .  
mother (mary , mark) .  
mother (jane , mary) .
```

```
grandfather (X,Z) :- father (X,Y) , father (Y,Z) .  
grandfather (X,Z) :- father (X,Y) , mother (Y,Z) .  
grandmother (X,Z) :- mother (X,Y) , father (Y,Z) .  
grandmother (X,Z) :- mother (X,Y) , mother (Y,Z) .  
sibling (Y,Z) :- father (X,Y) , father (X,Z) .  
sibling (Y,Z) :- mother (X,Y) , mother (X,Z) .
```

Queries :

```
?- father (peter , john) .  
?- father (peter , X) .  
?- grandfather (peter , mark) .  
?- grandfather (peter , mary) .  
?- grandfather (peter , S) .  
?- sibling (X , Y) .
```

Adding Goal to Resolvent

- In step 5 of the Inference procedure the literals of the clause are added to the resolvent.
- Depending on whether the literals are added at the beginning or the end of the resolvent, we get two different strategies:
 - ◆ Adding the literals to the beginning of the resolvent gives **depth-first search**.
 - ◆ Adding the literals to the end of the resolvent gives **breadth-first search**.



Backtracking

Backtracking: Depth-First Search

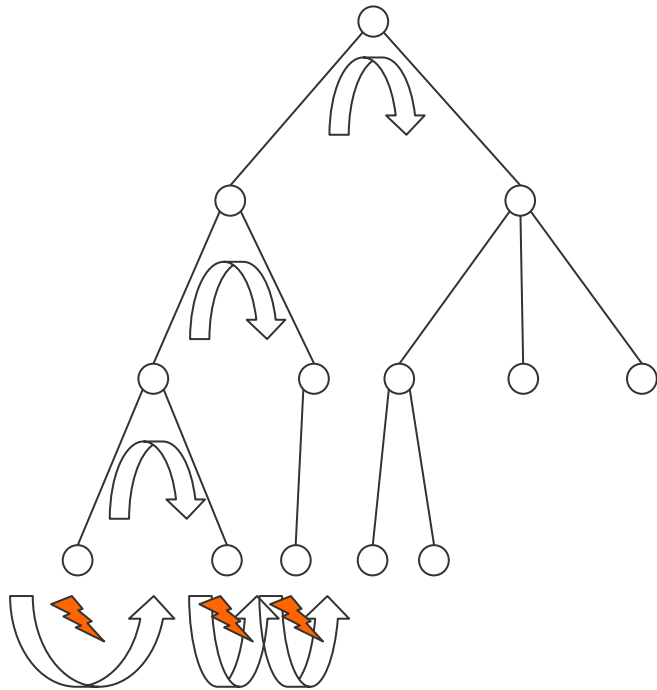
- Backtracking can be triggered by two causes:
 - ◆ There is no further clause for the current query predicate.
 - ◆ An alternative solution is to be calculated.
- In any case, the interpreter goes back to the last branch in the proof tree, where alternatives were still open (depth-first).

```
eat_spinach(popeye) .  
has_trained(garfield) .  
is_strong(X) :- has_trained(X) .  
is_strong(X) :- eat_spinach(X) .
```

```
?- is_strong(popeye) .  
?- is_strong(X) .
```

Source: Wiebke Petersen, Grundkurs Prolog, HHU Düsseldorf, https://user.phil.hhu.de/~petersen/WiSe2324_Prolog/WiSe2324_Prolog.html

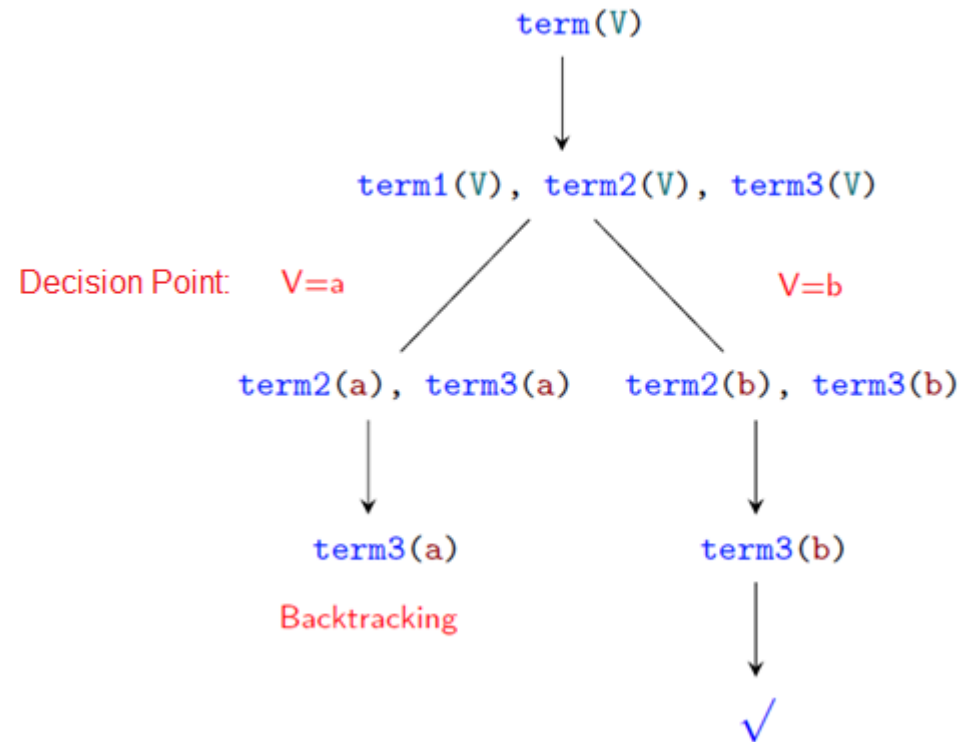
Backtracking



- Record any decision (**choose**) and its alternative
- If backtracking, then go back to the last decision and try another option
- When backtracking then roll back to the former situation (esp. for *resolvent* and σ_{all})

Search Tree: Decision Points

```
term1(a).  
term1(b).  
  
term2(a).  
term2(b).  
  
term3(b).  
  
term(X) :-  
    term1(X),  
    term2(X),  
    term3(X).  
  
?- term(X).
```



Prolog 's Solution: Summary

- Choice of a query literal:
 - **leftmost** literal first
- Choice of a clause
 - **Topmost clause first - with backtracking**
- Adding new goal to the resolvent
 - **At the beginning.**

Unifier

- A substitution σ is a *unifier* of expressions E and F iff

$$E\sigma = F\sigma$$

- Example: Let E and F be two expressions:

- ◆ $E = f(x, b, g(z))$,
- ◆ $F = f(f(y), y, g(u))$.

Then $\sigma = \{x / f(b), y / b, z / u\}$ is a unifier of E and F :

- ◆ $E\sigma = f(f(b), b, g(u))$,
- ◆ $F\sigma = f(f(b), b, g(u))$

- A unifier σ of E and F is *most general* iff is more general than any other unifier of E and F , i.e. for any other unifier ρ there exists a unifier τ such that $\rho = \tau \circ \sigma$



Recursion

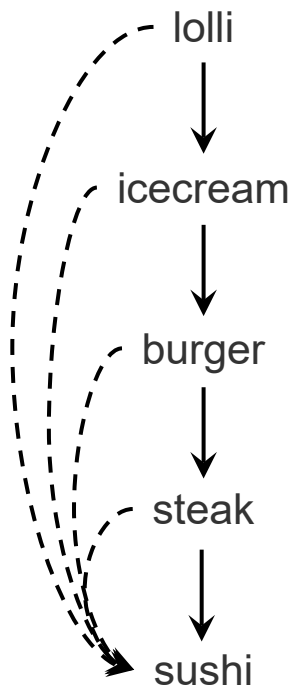
Recursion

```
likes(pluto, mickey) .  
likes(mickey, pluto) .  
likes(minnie, mickey) .  
likes(mickey, minnie) .
```

```
likes(pluto, mickey) .  
likes(minnie, mickey) .  
likes(X, Y) :- likes(Y, X) .
```

- In the knowledge base we see that pluto likes mickey and als mickey likes pluto. The same for minnie and mickey.
- Assume that likes is a inverse predicate. How can we avoid to write all facts. Assume want to write only one likes fact for a couple and get the inverse by inference.

Task



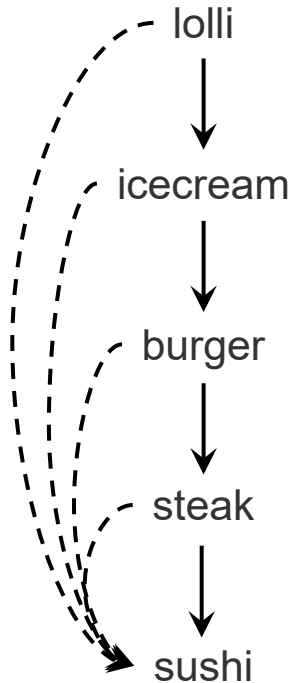
costs_less: →
cheaper: -->

■ Given these facts:

```
costs_less (lolli, icecream) .  
costs_less (icecream, burger) .  
costs_less (burger, steak) .  
costs_less (steak, sushi) .
```

Write rules for cheaper/2. such that cheaper(X,Y) is true, if X costs less than Y.

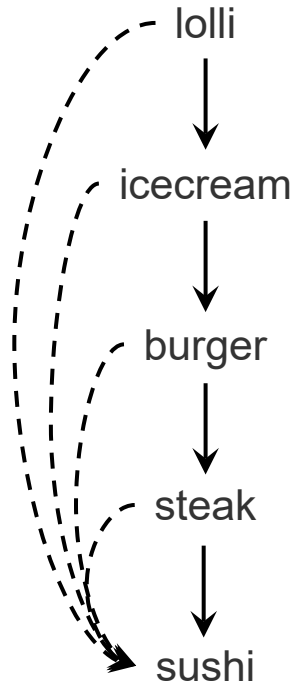
Nicht-rekursive Definition



costs_less: →
cheaper: -.->

```
costs_less(lolli,icecream) .  
costs_less(icecream,burger) .  
costs_less(burger,steak) .  
costs_less(steak,sushi) .
```


Solution: Recursive Predicate



costs_less: →
cheaper: -.->

```
costs_less(lolli,icecream) .  
costs_less(icecream,burger) .  
costs_less(burger,steak) .  
costs_less(steak,sushi) .
```

Recursive Predicates

- A predicate is defined recursively when the predicate in the rule head is called in one of the defining rules.
- The basic idea is to reduce a common task to a simpler task of the same class (loops).
- Recursion makes it possible to write compact predicate definitions and avoid redundancy.

Declarative und procedural Interpretation of a Knowledge Base

Declarative Interpretation

- Declarative meaning is the meaning that is 'meant' or 'expressed' when reading the knowledge base as a set of logical statements.
- The declarative meaning of a prolog program can be defined as the set of all statements that can be logically derived from the knowledge base

Procedural Interpretation

- Procedural interpretation is the meaning that comes from what Prolog 'does' with a knowledge base.
- The procedural meaning of a Prolog program can be defined as the set of all queries (statements) for which the Prolog interpreter finds a variable assignment that results in the output **true**

Procedural Interpretation of Recursive Predicates

```
cheaper (X, Y) :- costs_less (X, Y) .  
cheaper (X, Y) :- costs_less (X, Z) ,  
                  cheaper (Z, Y) .
```

- First rule: To prove that X is cheaper than Y, it is enough to prove that X costs less than Y.
- Second rule: To prove that X is cheaper than Y, this problem can be broken down into two sub-problems. We are looking for a Z so that X costs less than Z (subproblem 1) and that Z is cheaper than Y (subproblem 2).

Definieren harmloser rekursiver Prädikate

- Recursive predicates always require at least two clauses:
 - ◆ a recursive clause
 - ◆ an anchor or exit clause.
- The anchor clause should always precede the recursive clause (otherwise there is a risk of an infinite loop).
- In the rule body of the recursive clause, it often makes sense to put the recursive call at the end.

```
cheaper (X, Y) :-  
    costs_less (X, Y) .  
cheaper (X, Y) :-  
    costs_less (X, Z) ,  
    cheaper (Z, Y) .
```

anchor clause

Objectives: Recursive predicates,
• that do not lead to endless loops,
• who schedule as early as possible,
• which can be invoked with open variables.

Quelle: Wiebke Petersen, Grunakurs Prolog, HHU Dusseldorf, https://user.phil.nhu.de/~petersen/wiSe2324_Prolog/WiSe2324_Prolog

Prozedurale und deklarative Bedeutung

- As a reminder, Prolog works its way
 - ◆ through the knowledge base from top to bottom,
 - ◆ within the clauses from left to right.
- How does the order affect the procedural behavior of the predicate?

```
parent(john,peter) .  
parent(mary, john) .  
parent(susan,mary) .
```

```
ancestor1(X,Y) :- parent(X,Y) .  
ancestor1(X,Z) :- parent(X,Y) ,  
                    ancestor1(Y,Z) .
```

```
ancestor2(X,Z) :- parent(X,Y) ,  
                    ancestor2(Y,Z) .  
ancestor2(X,Y) :- parent(X,Y) .
```

```
ancestor3(X,Y) :- parent(X,Y) .  
ancestor3(X,Z) :- ancestor3(Y,Z) ,  
                    parent(X,Y) .
```

```
ancestor4(X,Z) :- ancestor4(Y,Z) ,  
                    parent(X,Y) .  
ancestor4(X,Y) :- parent(X,Y) .
```

Quelle: Wiebke Petersen, Grundkurs Prolog, HHU Düsseldorf, https://user.phil.hhu.de/~petersen/WiSe2324_Prolog/WiSe2324_Prolog.html

Multiple Answers to a Query

- The inference procedure of Prolog computes one solution.
- The user can force the system to compute the next solution by typing a „;“ (typing „;“ is interpreted by the system as a fail and thus backtracking is started to compute an alternative solution)
- Example:

```
father (peter , mary) .  
father (peter , john) .  
father (peter , paul) .
```

```
sibling (Y , Z) :- father (X , Y) , father (X , Z) .  
sibling (Y , Z) :- mother (X , Y) , mother (X , Z) .
```

```
?- sibling (X , Y) .  
X=mary , Y=mary ;  
X=mary , Y=john ;  
X=mary , Y=paul ;  
X=john , Y=mary
```



Negation and Cut

Negation as Failure

- Prolog allows a form of negation that is called negation as failure

- A negated query

`not Q`

is considered proved if the system fails to prove Q

- Thus, the clause

`alive(X) :- not dead(X)`

can be read as „Everyone is alive if not provably dead“

Declarative Reading vs Procedural Reading

- Logic Program: Finite set of clauses.
 - ◆ $H \text{ :- } B_1, \dots, B_n \quad n \geq 0$
 - ◆ Example:
 - $\text{mortal}(X) \text{ :- human}(X)$.
- **Declarative reading:**
 - ◆ H is implied by the conjunction of the B_i 's.
 - ◆ Example: If someone is human then he/she is mortal.
- **Procedural reading (backward chaining):**
 - ◆ To answer the query $?-H$, answer the conjunctive query $?-B_1, \dots, B_n$
 - ◆ Example: To prove that someone is mortal, prove whether he/she is a human
- All clauses with the same head predicate are
 - ◆ A definition (in declarative reading)
 - ◆ A procedure (in procedural reading)

The Cut Operator

- Under procedural reading, a logic program consists of a set of procedures
- Each procedure consists of a sequence of alternatives
- The inference procedure of Prolog computes all possible alternatives for a query
- The cut operator (written as „!“) prevents backtracking. It is a special literal that is always true but that stops all other alternatives from being applied.

```
sibling(Y,Z) :- father(X,Y) , ! , father(X,Z) .  
sibling(Y,Z) :- mother(X,Y) , mother(X,Z) .
```

Application of the Cut

- The query `?-risk(X)` gives `X=high`

```
return(4) .  
  
risk(high) :- return(X), X < 5.  
risk(low) .
```

- When asking for another solution is also give `X=low`, which is wrong.
- How this be avoided?

Example with Cut

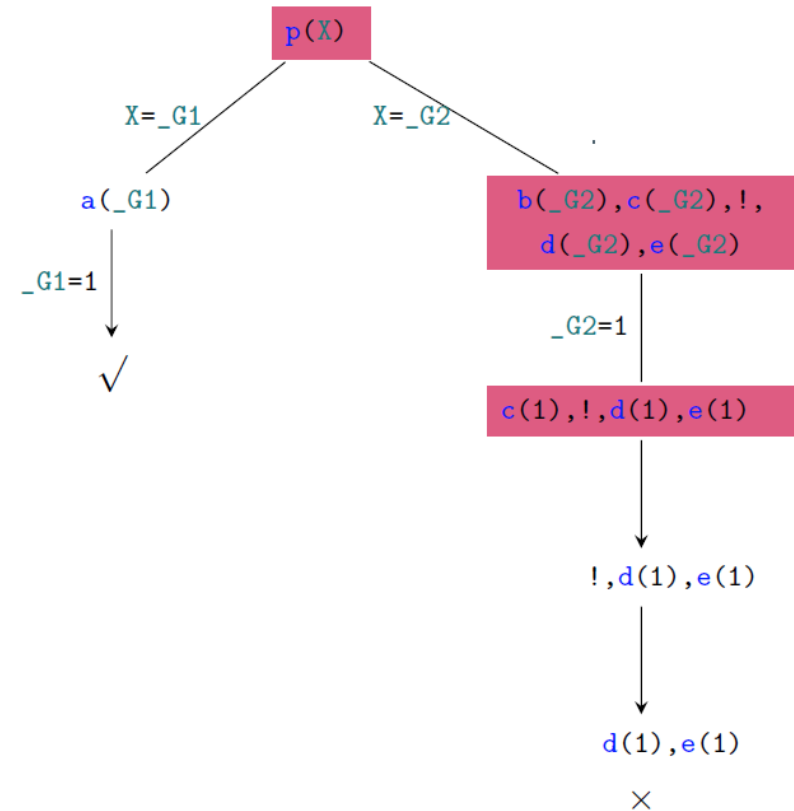
```

p(X) :- a(X) .
p(X) :- b(X) ,
        c(X) , ! ,
        d(X) ,
        e(X) .
p(X) :- f(X) .

a(1) .
b(1) .
b(2) .
c(1) .
c(2) .
d(2) .
e(2) .
f(3) .
    
```

```

?-p(X) .
X=1;
false.
    
```



Using the Cut

■ Reasons to use the Cut

- ◆ Efficiency: Cropping the search space
- ◆ Shorter Programs
- ◆ Enforcing determinism.
- ◆ Modeling of defaults.

Use the cut only if there is an obvious advantage.

■ Downsides of the cut

- ◆ The cut destroys the declarativity of prologue programs.
- ◆ The interpretation of a predicate definition with cuts is usually only possible if the order of the proof steps is taken into account.

Defining Negation as Failure with the Cut Operator

- The cut operator can be used to define negation as failure

```
not(Q) :- Q, !, fail.  
not(Q) .
```

- If $?- Q$ can be proved then the query $\text{not}(Q)$ fails.
- If Q cannot be proved, the second clause is applied which always succeeds.
- If Q can be proved the second clause must not be applied. This is assured by the cut: If Q can be proved, then the cut prevents backtracking.



Arithmetics

Built-in Arithmetic: The Operator `is/2`

- In Prolog there is a set of built-in functions for arithmetics. To apply these function there exists a special predicate „`is`“:

`X is Y` is true when X is equal to the value of Y.

- Built-in functions include: `+`, `-`, `*`, `/`, `//`, `mod`, (`//` performs integer division)
 - ◆ Using these functions we can compute a value for terms involving numbers.
- Example:
 - ◆ `?- X is 7+1.`

Will give the answer `X = 8`

- The `is` Predicate works as follows:
 - ◆ First evaluate the right-hand argument (after the „`is`“)
 - ◆ The result is unified with the left-hand argument.
 - ◆ The values of all the variables on the right-hand side of `is` must be known for evaluation to succeed.

How to use is/2

- The operator forces the second argument to be evaluated immediately. Therefore, the second argument must be an evaluable arithmetic expression
- If the second argument cannot be evaluated, Prolog aborts with an error message

```
?- 3+5 is X.
```

```
?- X is 4+Y.
```

```
?- X is a.
```

Comparison

The comparison operators $<$ (smaller), $=<$, (less than or equal to), $>$ (greater), $>=$ (greater than or equal to), $==$ (equal), and \neq (unequal) force the immediate evaluation of both arguments

```
?- 1+4 < 3*5.
```

```
?- 1+7 =< 3*2.
```

```
?- 1+3 == 2*2.
```

```
?- 1+3 \= 2*3.
```

```
?- X < 3.
```

Comparison

Equality:

Pred	Description	Variable Substitution	Arithmetic Computation
=	unifiable	yes	no
is	is value of	first	second
:=	same value	no	yes
==	identical	no	no

Other Comparisons:

$X > Y$	The value of X is greater than the value of Y
$X \geq Y$	The value of X is greater than or equal to the value of Y
$X < Y$	The value of X is less than the value of Y
$X \leq Y$	The value of X is less than or equal to the value of Y
$X \neq Y$	The values of X and Y are unequal