

Security

SQL Injection



Cosa è:

SQL injection è una tecnica di *code injection* dove si inietta del codice SQL

```
# Define POST variables
uname = request.POST['username']
passwd = request.POST['password']

# SQL query vulnerable to SQLi
sql = "SELECT id FROM users WHERE username='" + uname + "' AND password='" + passwd + "'"

# Execute the SQL statement
database.execute(sql)
```

<https://www.acunetix.com/websitesecurity/sql-injection/>

Come si combatte?

Semplicemente usando: **prepared statements and parameterized queries**

```
$stmt = $dbConnection->prepare('SELECT * FROM employees WHERE name = ?');  
$stmt->bind_param('s', $name);
```

Oppure pulendo tutti gli input:

```
mysqli_real_escape_string ( mysqli $link , string $escapestr ) : string
```

This function is used to create a legal SQL string that you can use in an SQL statement. The given string is encoded to an escaped SQL string, taking into account the current character set of the connection.

```
$unsafe_variable = $_POST["user-input"];  
$safe_variable = mysqli_real_escape_string($unsafe_variable);  
mysql_query("INSERT INTO table (column) VALUES ('" . $safe_variable . "')");
```

Javascript

JavaScript was initially created to “make web pages alive”.

Scripts are provided and executed as plain text. They don't need special preparation or compilation to run.

```
<!DOCTYPE html>
<html>
<body>

<h2>JavaScript Statements</h2>

<p>A <b>JavaScript program</b> is a list of <b>statements</b> to be executed by a computer.</p>

<p id="demo"></p>

<script>
var x, y, z; // Declare 3 variables
x = 5;      // Assign the value 5 to x
y = 6;      // Assign the value 6 to y
z = x + y;  // Assign the sum of x and y to z

document.getElementById("demo").innerHTML =
"The value of z is " + z + ".";
</script>

</body>
</html>
```

https://www.w3schools.com/js/js_examples.asp

Javascript

Javascript è un linguaggio debolmente tipizzato

<https://hacks.mozilla.org/2017/02/a-crash-course-in-just-in-time-jit-compilers/>



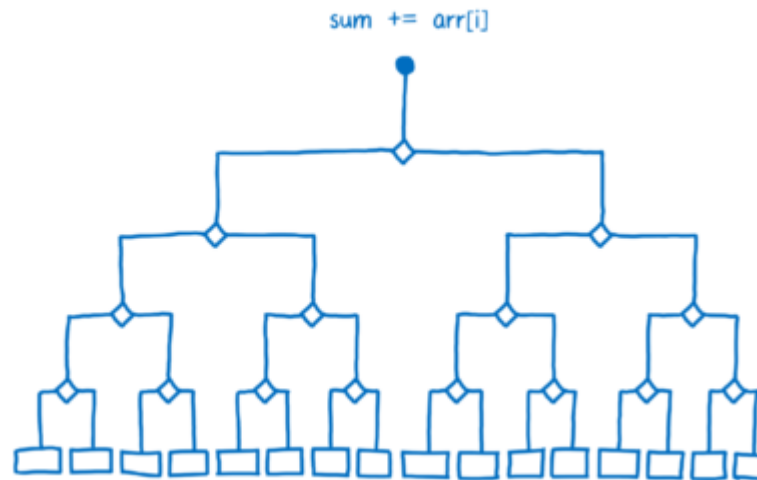
```
function arraySum(arr) {  
  var sum = 0;  
  for (var i = 0; i < arr.length; i++) {  
    sum += arr[i];  
  }  
}
```

is sum an int?

is arr an array?

is i an int?

is arr[i] an int?



Javascript

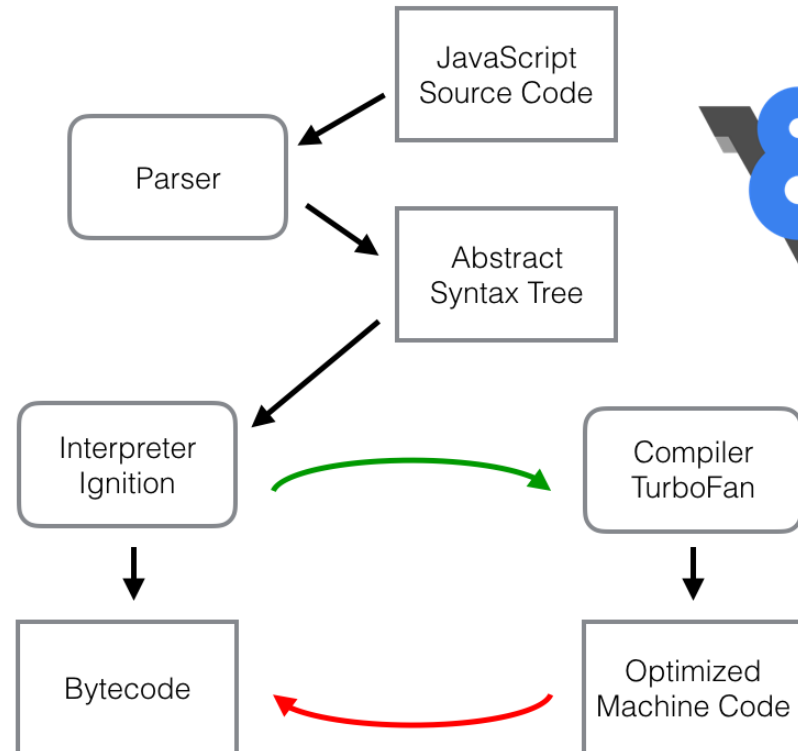


(SpiderMonkey)



(Nitro)

1. The engine (embedded if it's a browser) reads ("parses") the script.
2. Then it converts ("compiles") the script to the machine language.
3. And then the machine code runs, pretty fast.



Javascript



Machine code

```
// x86_64 machine code  
movl rbx,[rax+0x1b]  
REX.W movq r10,0x100000000  
REX.W cmpq r10,rbx  
jnc 0x30d119104275 <+0x55>  
REX.W movq rdx,0x100000000  
call 0x30d118e843e0 (Abort)  
int3laddl rbx,0x1  
...
```

Bytecode

```
// V8 bytecode  
LdaSmi [1]  
Star r0  
LdaNamedProperty a0, [0], [4]  
Add r0, [6]
```

High Level Language

```
// JavaScript  
let result = 1 + obj.x;
```



Best for humans

Best for machines



@finkel



Javascript

JavaScript is always synchronous and single-threaded. If you're executing a JavaScript block of code on a page then no other JavaScript on that page will currently be executed.



synchronous, single thread of control



synchronous, two threads of control



asynchronous



Javascript – Callback and Promise

One approach to asynchronous programming is to make functions that perform a slow action take an extra argument, a *callback function*. The action is started, and when it finishes, the callback function is called with the result.

```
setTimeout(() => console.log("Tick"), 500);
```

A *promise* is an asynchronous action that may complete at some point and produce a value. It is able to notify anyone who is interested when its value is available.

```
let fifteen = Promise.resolve(15);  
fifteen.then(value => console.log(`Got ${value}`));
```

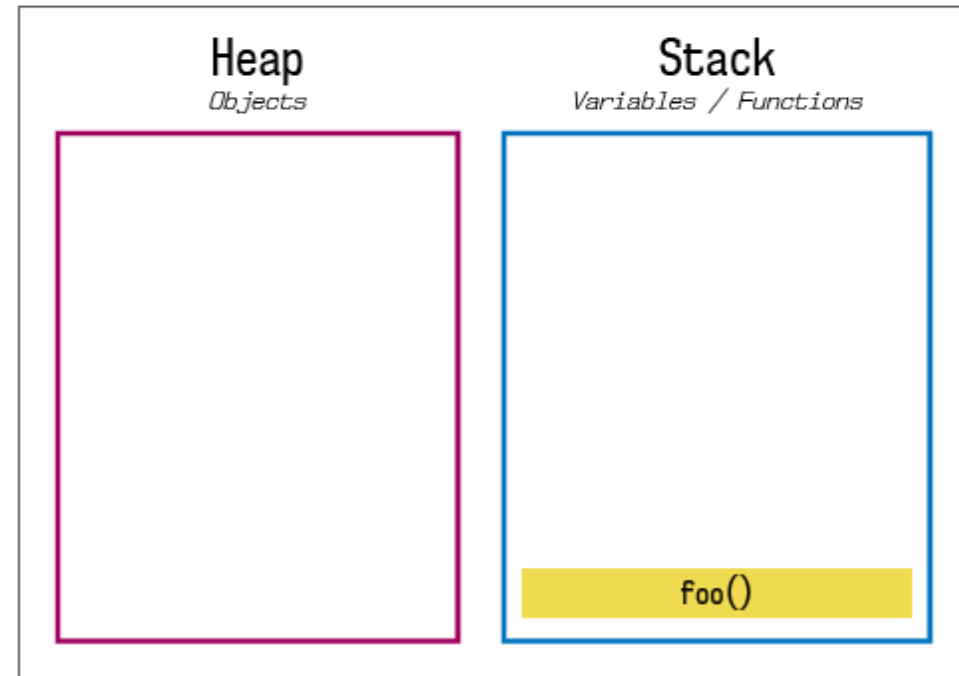


Javascript – Callback and Promise

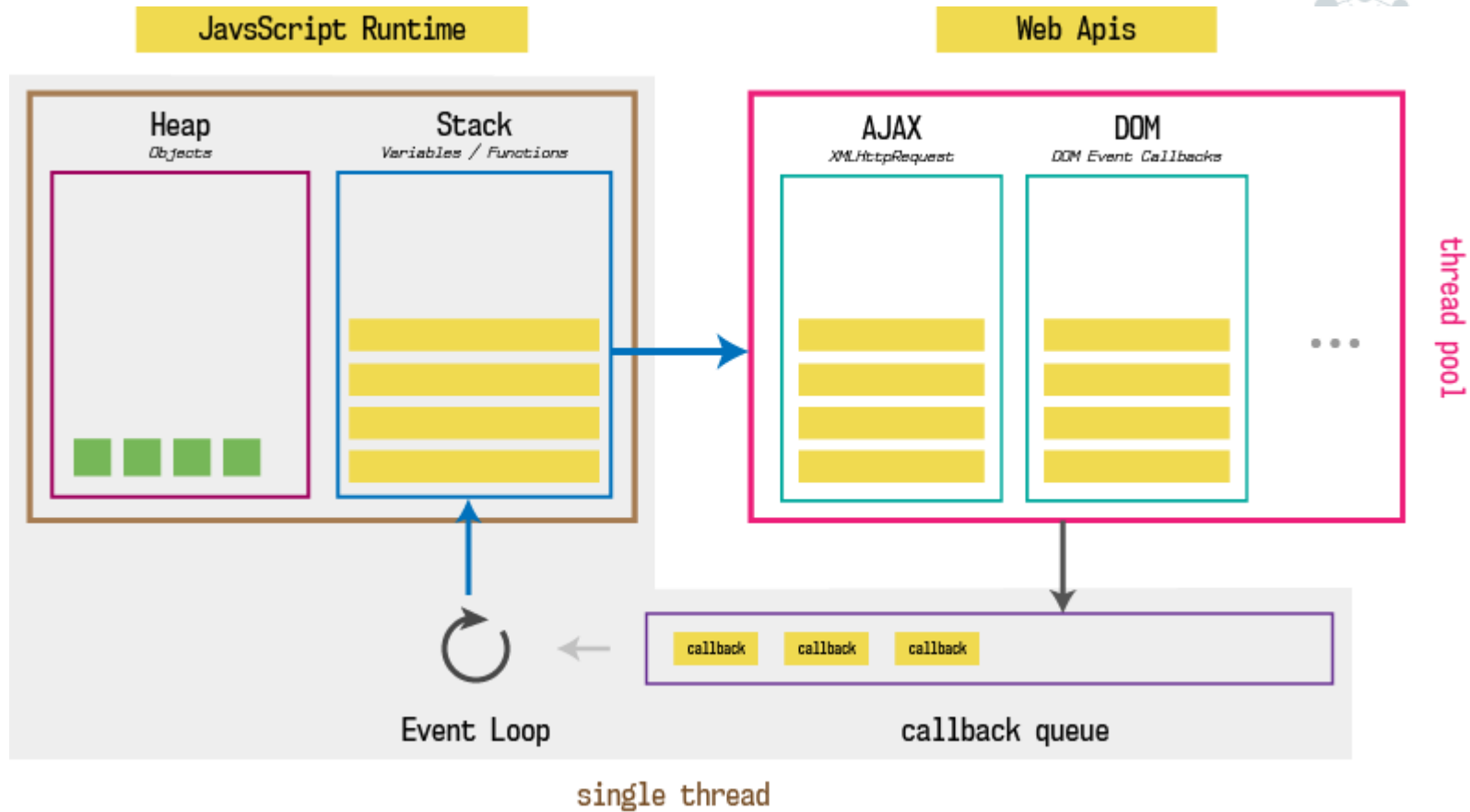
Javascript Program

```
function baz(){  
  console.log('Hello from baz');  
}  
  
function bar() {  
  baz();  
}  
  
function foo() {  
  bar();  
}  
  
foo();
```

Javascript Runtime



Javascript – Callback and Promise



Javascript – Callback and Promise

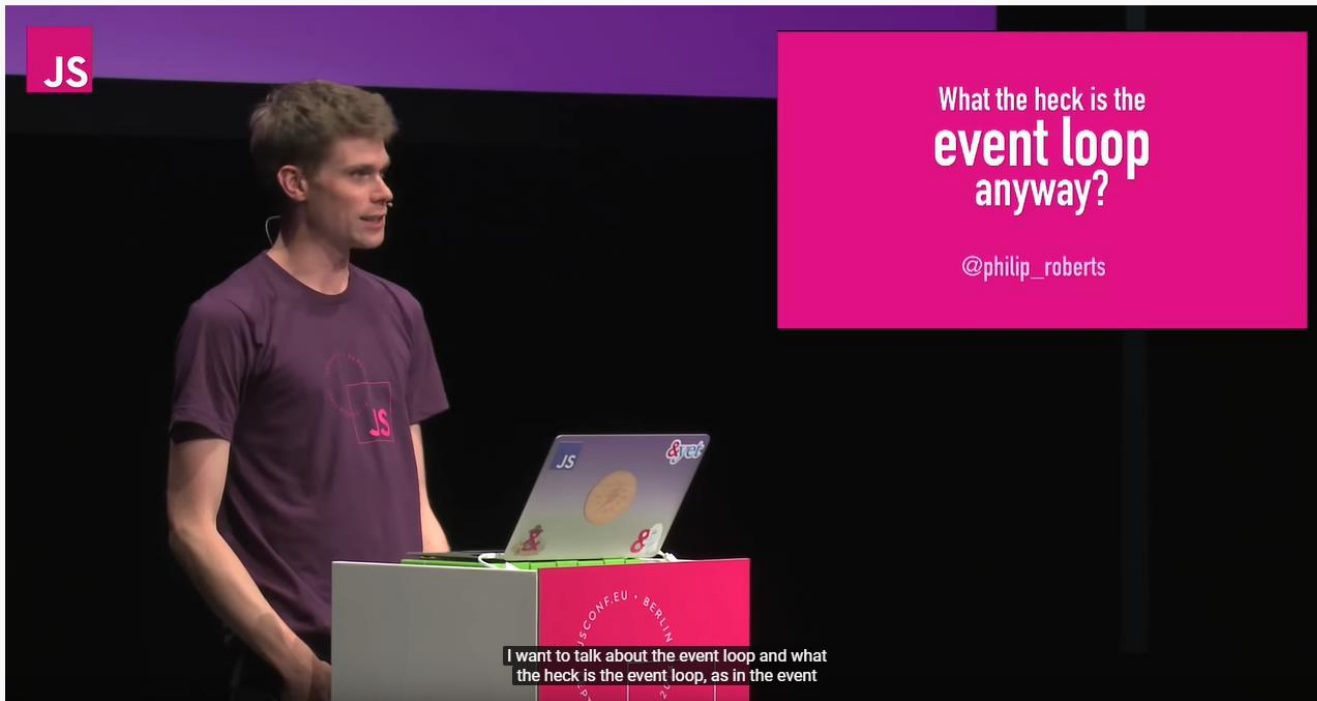
The screenshot displays the Loupe JavaScript IDE interface. On the left, a code editor shows the following JavaScript code:

```
1  
2  
3 function printHello() {  
4   console.log('Hello from baz');  
5 }  
6  
7 function baz() {  
8   setTimeout(printHello, 3000);  
9 }  
10  
11 function bar() {  
12   baz();  
13 }  
14  
15 function foo() {  
16   bar();  
17 }  
18  
19 foo();
```

Below the code editor is a button labeled "Click me!". To the right of the code editor are two panels: "Call Stack" and "Web Apis", both of which are currently empty. Below these panels is a circular refresh icon. At the bottom right is a "Callback Queue" panel, which is also empty. The interface includes a "Save + Run" button at the top right of the code editor and an "Edit" button at the bottom right of the code editor.

Javascript – Callback and Promise

<https://www.youtube.com/watch?v=8aGhZQkoFbQ>



OT: Come gestire le password



Sicurezza

A decorative network diagram in the top right corner, consisting of various sized circles (nodes) connected by thin lines (edges). Some nodes are solid grey, while others are hollow with a dashed border. The connections form a complex, interconnected web.

No matter how secure you think you might be, something malicious can always happen. Because, "***With the right tools and Talent, a Computer is an open book.***"

Joanna Rutkowska

A decorative network diagram in the bottom left corner, similar to the one in the top right, featuring a cluster of nodes and connecting lines.

Sicurezza

Sono riuscito a violare un Sistema. Cosa faccio?

1. Apertura file wp-config.php (wordpress) o configuration.php (joomla)
2. Individuazione delle informazioni in chiaro della connessione al mysql
3. Esecuzione di uno script per il dump del DB
4. Download del dump in locale

Password in chiaro:

id	username	password	passwordHint
1	admin	1337	k3w1 dud
2	pumpkin22	halloween	my favorite holiday
3	johndoe	queen	Freddie Mercury's band
4	alexa45	password	password
5	guy	123456	NULL
6	maryjane	queen	I'm one!
7	dudson123	halloween	scary movie!

Sicurezza

MD5 : funzione di hash non reversibile

Password = MD5>PasswordInseritaDallUtente);

Password crittografate:

id	username	password	passwordHint
1	admin	7E7274BAC45E467C5AB832170F12E418	k3wl dud
2	pumpkin22	5377DBF76D995CC213ED76924A31CB13	my favorite holiday
3	johndoe	512239D9AE0C3B5567DE188739F689F2	Freddie Mercury's band
4	alexa45	2FE5421E49061F8225C2FB7CB81980FD	password
5	guy	ABE35E2827DDA834C9612FE9E9C92CE0	NULL
6	maryjane	198670893B2781C83F3DA5D45150123D	I'm one!
7	dudson123	59E2113217E65B9885F9DA73FDC5697B	scary movie!

Potrei avere un db ti migliaia di hash generati da password conosciuti e scoprire le password.

Sicurezza

Secret: Bdy~)]/S%@QgSHYH^MdO3&>c9q*2#i

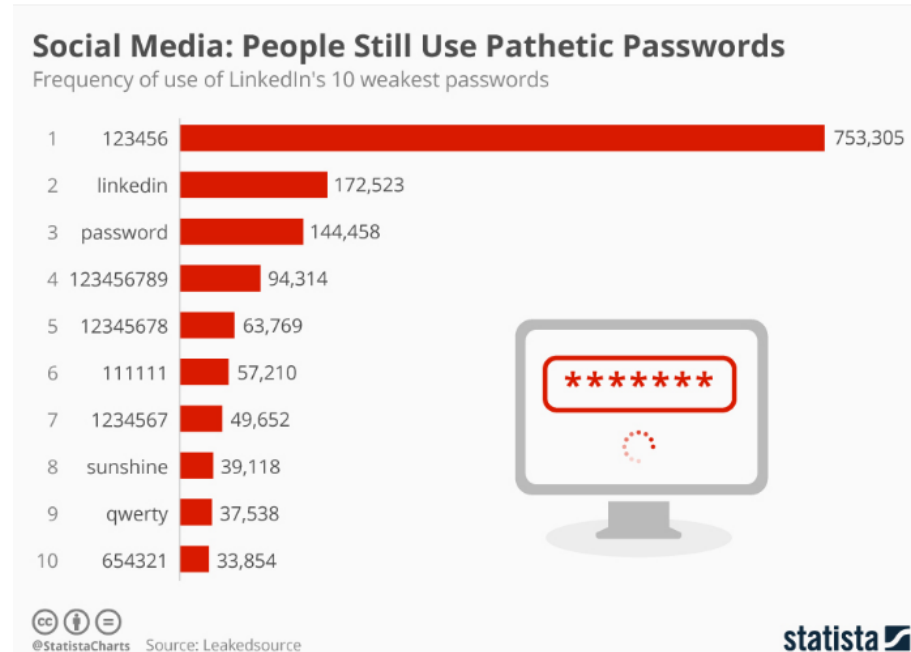
Password = MD5(PasswordInseritaDallUtente + **Secret**);

Password crittografate:

id	username	password	passwordHint
1	admin	7E7274BAC45E467C5AB832170F12E418	k3wl dud
2	pumpkin22	5377DBF76D995CC213ED76924A31CB13	my favorite holiday
3	johndoe	512239D9AE0C3B5567DE188739F689F2	Freddie Mercury's band
4	alexa45	2FE5421E49061F8225C2FB7CB81980FD	password
5	guy	ABE35E2827DDA834C9612FE9E9C92CE0	NULL
6	maryjane	198670893B2781C83F3DA5D45150123D	I'm one!
7	dudson123	59E2113217E65B9885F9DA73FDC5697B	scary movie!

Non posso più utilizzare tabelle di password conosciute perché la Secret è differente dalla mia. Dovrei rigenerarmi tutta la mia tabella di password conosciute con la Secret.

Sicurezza



Individuo nei file php la Secret usata da wordpress/joomla.
Utilizzare un dizionario di password più utilizzate per essere più veloce
e generare una lista di password da confrontare con quella del db

Sicurezza

Secret: Bdy~)]/S%@QgSHYH^MdO3&>c9q*2#i

Salt: differente per ogni utente

Password = MD5>PasswordInseritaDallUtente + **Secret** + **Salt**);

```
SELECT Username, PasswordHash, Salt FROM dbo.[User]
```

	Username	PasswordHash	Salt
1	User1	104f4807e28e401c1b9e1c43ac80bdde	nkV38+eHsl=
2	User2	827e877ba7a4676ee4903f2b60de13a	NwHowZ63RVw=
3	User3	e901b26b3ec928db2753150d04736c44	Z8uDOFE90gE=
4	User4	72997d54dbe748964c64656cba01e1c8	SKXPm84F2bU=
5	User5	9207f5635d2622e94e2a67b0190c89a8	ppjsgG33nl=
6	User6	07168a0e6f3102a6ee3df50f3355d49c	vINyQVBbtPU=
7	User7	d78c6606bed3d2e4262df59b29e0bfc2	pQQdD514I/E=
8	User8	c71dcf5a4be211294014537c255ac48a	v-x3ypPTCg=
9	User9	2ad3269ee1f97858f7f236a02b3a32e	SOwixgcWgvA=
10	User10	bb0ae47e5b95b896568bc014ac63b9c1	+Bz6pl/G6DQ=
11	User11	b72c7ec38b64ca39fee15a931f3f5260	UDfOAdDyQQQ=
12	User12	2e658552d8fe83cd7820bff7b2cee7	fvhDCo17aAk=
13	User13	c5cef9d547088594e022a6581bc44ea6	YaDJlrHZMnk=
14	User14	ab9a873186c52d0daf11c8a193dc6f9c	8cLo46CTPUE=
15	User15	30027afd712c3cc235459a0f1a45bea5	bLSAogm+RT4=
16	User16	50e195fd70d53dc0072e56e54f17f50	7yBcpKnRkpc=
17	User17	096946878b485dc156d6e0f9e1e10160	i9C8NzVtdto=
18	User18	10227757e7d18f0c3578c9fa2a4502	w85scq8Dlwo=
19	User19	cdc3e906dd07fad0f8e4969bc5f46e8c	tu6FYS8silk=
20	User20	9b153dde1510c64fce08a6f28b940b55	8teTAorVIE=
21	User21	fa67c40b1d4317078218614154d3f2e7	HV8DjZ9Uz8=
22	User22	7e533c1aee2145aa25108c3f3beb5bb	R3+QKfNyAFg=
23	User23	45b4d6d24fd79ed62752db188d2c5803	OprSkliq1DN4=
24	User24	d7755518f9b08f784c179a456764d5	r68o84BpQCg=
25	User25	4dc0eef0baf49af20ba51eb0d7d4155b	faSa7MGRwis=


- Individuo il Salt per ogni utente e devo rieseguire l'hash del mio dizionario Per ogni combinazione di salt. Poi confronto il risultato con il db

Sicurezza

MD5 è sicuro?



E' irreversibile



E' efficiente

MD5 for passwords

93

Using salted md5 for passwords is a bad idea. Not because of MD5's cryptographic weaknesses, but because it's fast. This means that an attacker can try **billions** of candidate passwords per second on a single GPU.

What you should use are deliberately slow hash constructions, such as `scrypt`, `bcrypt` and `PBKDF2`. Simple salted SHA-2 is not good enough because, like most general purpose hashes, it's fast. Check out [How to securely hash passwords?](#) for details on what you should use.

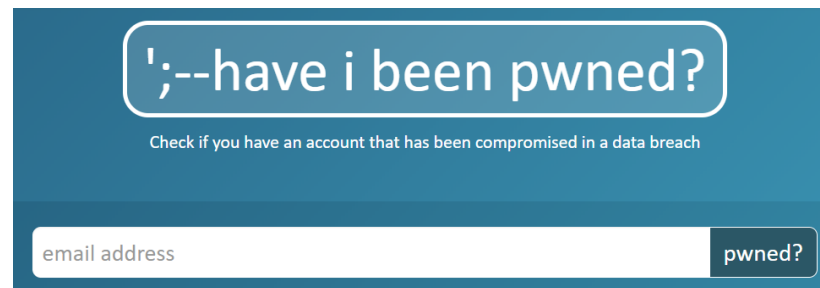
Sicurezza

Scoprite se siete stati **pwned**

A corruption of the word "Owned." This originated in an online game called [Warcraft](#), where a map designer misspelled "owned." When the computer beat a player, it was supposed to say, [so-and-so](#) "has been owned."

Instead, it said, so-and-so "has been pwned."

<https://haveibeenpwned.com/>



;-) have i been pwned?

Check if you have an account that has been compromised in a data breach

email address

pwned?