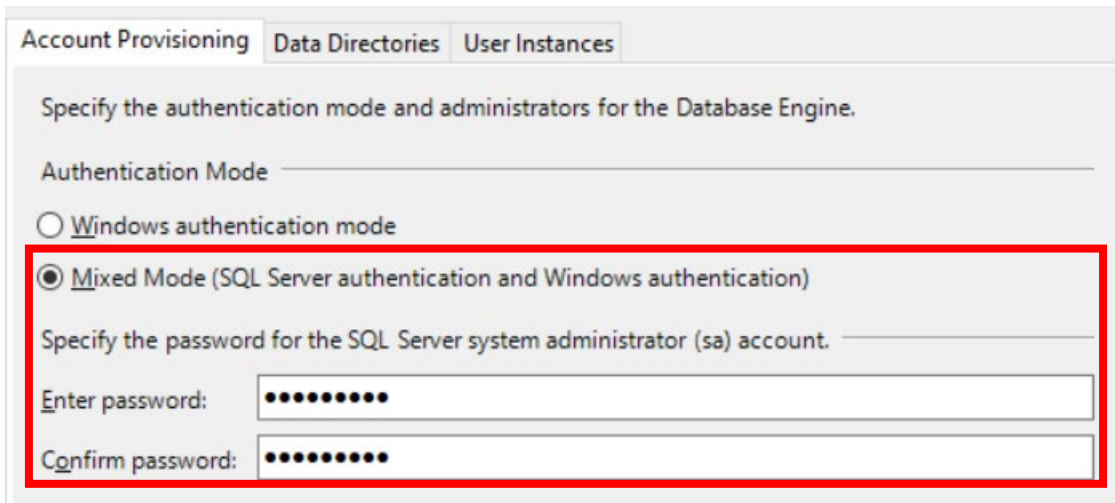


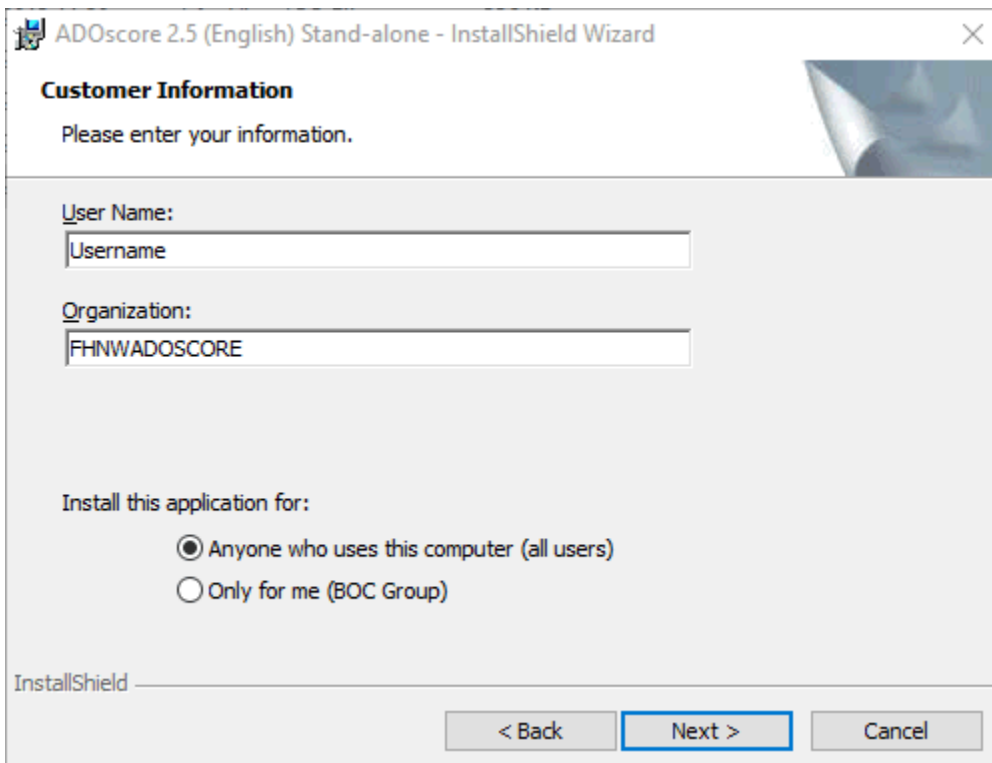
Before installation of ADOScore you might need to install a database management systems. The distribution contains SQL Express

While installing SQL Express make sure that you do not use it as Windows User but create a password for the database standard administrator sa. It will be needed later.



The screenshot shows the 'Account Provisioning' tab of a configuration wizard. The title is 'Specify the authentication mode and administrators for the Database Engine.' Under 'Authentication Mode', there are two radio buttons: 'Windows authentication mode' (unselected) and 'Mixed Mode (SQL Server authentication and Windows authentication)' (selected). Below this, there is a section titled 'Specify the password for the SQL Server system administrator (sa) account.' with two password input fields: 'Enter password:' and 'Confirm password:', both containing masked characters (dots).

During installation of ADOScore, the organisation id (FHNWADOSCORE) should be entered



The screenshot shows the 'Customer Information' screen of the 'ADOScore 2.5 (English) Stand-alone - InstallShield Wizard'. It prompts the user to 'Please enter your information.' There are two text input fields: 'User Name:' with 'Username' entered, and 'Organization:' with 'FHNWADOSCORE' entered. Below these, there are two radio buttons for installation scope: 'Anyone who uses this computer (all users)' (selected) and 'Only for me (BOC Group)' (unselected). At the bottom, there are three buttons: '< Back', 'Next >', and 'Cancel'. The 'Next >' button is highlighted with a blue border.

you should also tick the box „Install ADOScore database now“:

ADOscore 2.5 (English) Stand-alone - InstallShield Wizard

Custom Setup

Select the program features you want installed.

Click on an icon in the list below to change how a feature is installed.

- Stand-alone
- Single-Sign-On Support
- Languages
 - English

Feature Description
Installs ADOscore Stand-alone.

This feature requires 144MB on your hard drive.

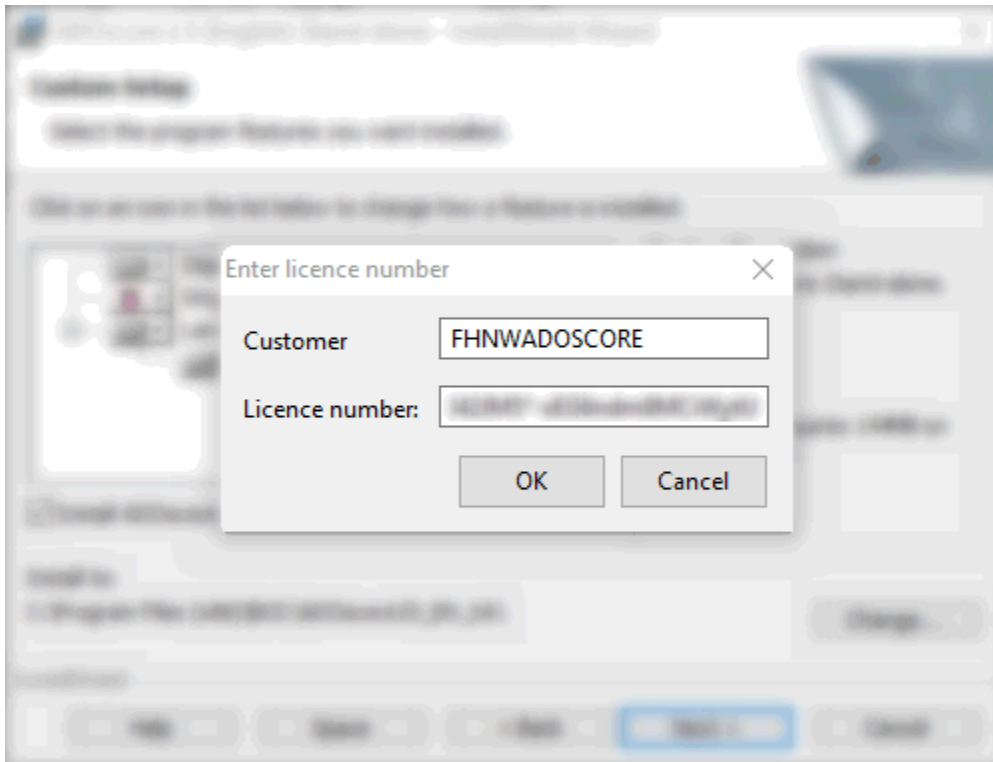
Install ADOscore database now

Install to:
C:\Program Files (x86)\BOC\ADOscore25_EN_SA\ Change...

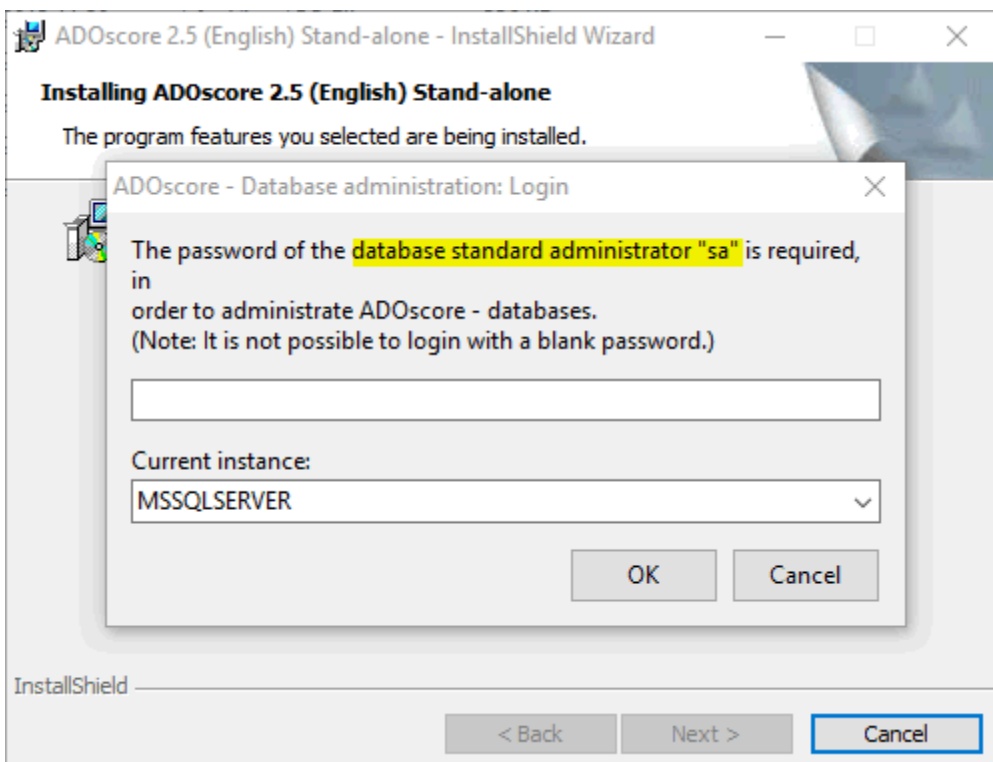
InstallShield

Help Space < Back Next > Cancel

Then you can enter again the customer id and the licence number:



Finally, you also have to enter a password for the database administrator ("sa")



Note that, if the SQLServer gets installed together with ADOScore, then the installation routine sets "BOC4future" as password for the "sa" user.

If an installation of SQLServer exists already (and was e.g. created when installing ADONIS), a password exists already and must be entered here.